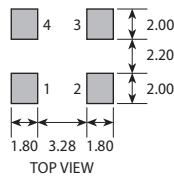
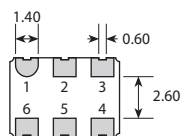


GVXO-753D

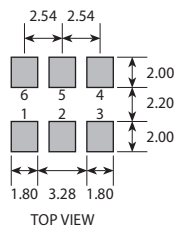
SOLDER PAD LAYOUTS



TOP VIEW



GVXO-753F






TOP VIEW

CONNECTION		
PAD	Variant D	Variant F
1	Control voltage	Control voltage
2	Ground	Enable/Disable
3	Output	Ground
4	Supply	Output
5	-	Not connected
6	-	Supply

Scale 2:1

Features

-  **3.3V supply**
-  **Low cost for volume applications**
-  **Enable / disable tristate function (6-pad)**

Enable / Disable Function (GVXO-753F)

Input (pad 2)	Output (pad 4)
Open	Enabled
'1' level	Enabled
'0' level	High Impedance

Specifications

GVXO-753D: 4 pads, No Enable / Disable


GVXO-753F: 6 pads, Enable / Disable function

Parameters	Variant		Option Codes
	D	F	
Package: 4 pads, 5.08mm pitch 6 pads, 2.54mm pitch	■	■	
Frequency range: 1.50 ~ 54.0MHz	■	■	
Voltage control: +1.65V ±1.50V, 10% linearity	■	■	
Frequency pullability (min): ±50ppm ±100ppm ±120ppm Other	□ ■ □ □	□ ■ □ □	N S V specify
Frequency stability (max): ±50ppm ±25ppm Other	■ □ □	■ □ □	B C specify
Operating temperature range: -20 to +70°C -40 to +85°C Other	■ □ □	■ □ □	I specify
Storage temperature range: -40 to +85°C	■	■	
Supply voltage (V_{DD}): +3.3V (±10%)	■	■	
Supply current: 10mA max (1.5 ~ 20.0MHz) 15mA max (>20.0 ~ 30.0MHz) 20mA max (>30.0 ~ 40.0MHz) 25mA max (>40.0MHz)	■ ■ ■ ■	■ ■ ■ ■	
Driving ability: 15pF CMOS	■	■	
Logic levels: '0' level = 10%V _{DD} max '1' level = 90%V _{DD} min	■ ■	■ ■	
Waveform symmetry: 45:55 max	■	■	
Rise / fall time (10%~90%V_{DD}): 10ns max (1.5 ~ 10.0MHz) 6ns max (>10.0MHz)	■ ■	■ ■	
Enable / disable function: Tristate (control via pad 2)		■	
Phase noise (typ): -130dBc/Hz @ 1kHz	■	■	

■ Standard. □ Optional - Please specify required code(s) when ordering

Ordering Information

Product + option codes + frequency
 eg: **GVXO-753D/SC 16.384MHz** ±100ppm pullability, ±25ppm stability
GVXO-753F/VB 35.3280MHz ±120ppm pullability, ±50ppm stability
 Option codes must be included to fully specify a model.
 Option code X (eg GVXO-753F/X) denotes a custom spec.



Construction

- ▢▢▢▢ *Ceramic body with gold-plated pads*
- ▢▢▢▢ *Metal lid, seam sealed*

Composition



This product is lead-free, and is fully compliant with the RoHS directive 2002/95/EC



Packaging & Handling

Production quantities supplied on T & R, 1k pcs per reel.
Small quantities may be supplied on tape (no reel), or in bulk.



◆ Static sensitive product. Observe proper handling precautions

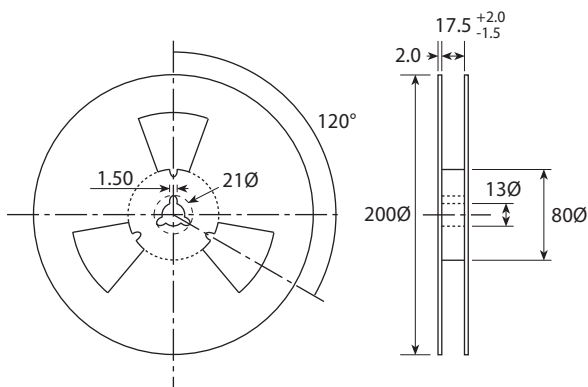
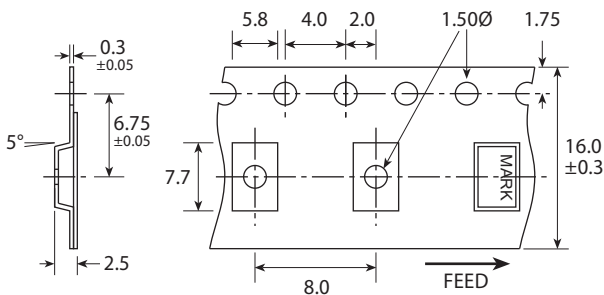
Marking

GOLLEDGE
FREQUENCY
PARTNO DC

- Pin 1
- Marking type: Laser
- DC = Date code in YM, eg "CE" = May 2003

	A	B	C	D	E	F	G	H	J	K	L	M
Y	1	2	3	4	5	6	7	8	9	0		
M	Jan	Feb	Mar	Apr	May	Jun	Jul	Aug	Sep	Oct	Nov	Dec

Tape & Reel Specification



Not to scale. Dimensions in mm. Tolerances ±0.1mm unless otherwise stated

Soldering Profile

