

**159.01250MHz SAW Filter**

**Model: TA0942A**

**Part No: MP01594**

**REV NO.: 1**

**A. MAXIMUM RATING:**

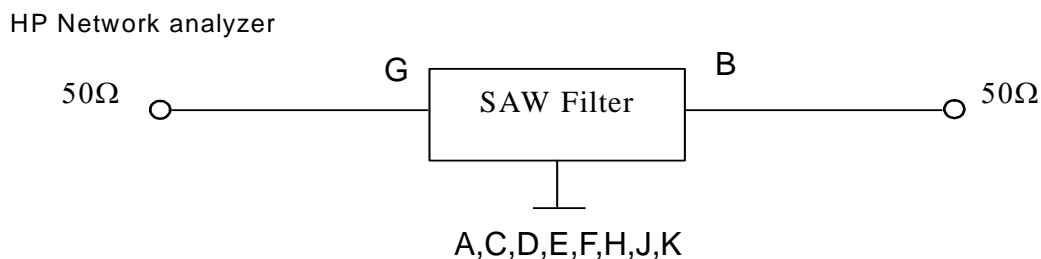
1. Input Power Level: 10 dBm
2. DC voltage: 5 V
3. Operating Temperature: -40°C to +70°C
4. Storage Temperature: -40°C to +85°C

**B. ELECTRICAL CHARACTERISTICS:**

Item		Specification				
		Unit	Min.	Typ.	Max.	
Center Frequency	$F_c$	MHz	-	159.0125	-	
Insertion Loss	$IL_{min}$ (reference level)	dB	-	1.85	2.8	
Bandwidth	$BW_{-3dB}$	MHz	6.025	8.2	-	
Absolute Attenuation(reference to $IL_{min}$ dB)						
	$F_c-50 \sim F_c-30$	MHz	dB	42	57	-
	$F_c-30 \sim F_c-15$	MHz	dB	36	43	-
	$F_c+30 \sim F_c+50$	MHz	dB	42	57	-
Source impedance	$Z_s$	$\Omega$	-	50	-	
Load impedance	$Z_L$	$\Omega$	-	50	-	

Note:  $IL_{min}$  is the minimum of the pass band attenuation. The center frequency  $F_c$  is the mean value of the upper and lower frequencies at the 3dB filter attenuation level relative to the  $IL_{min}$ .

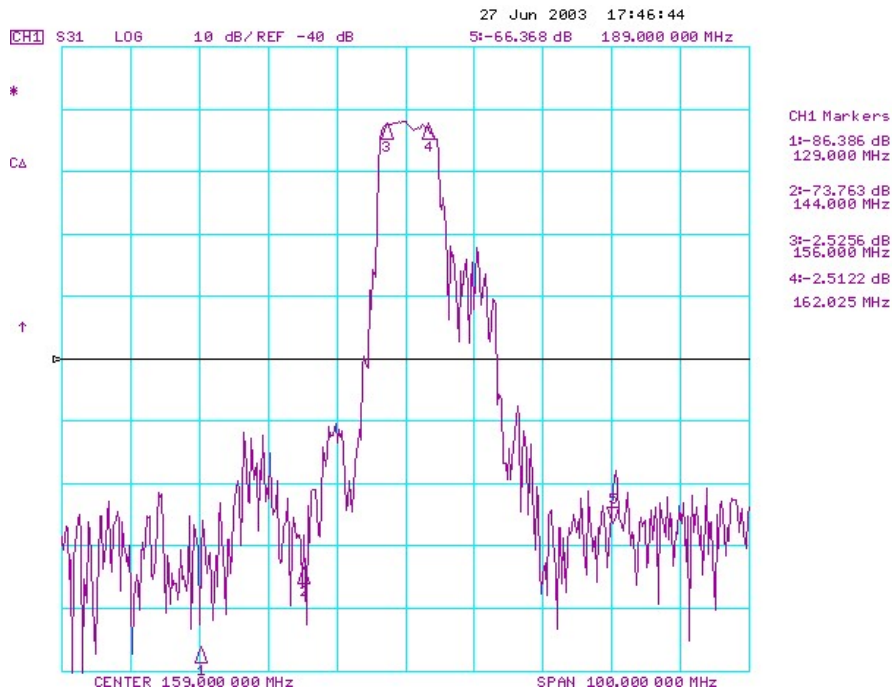
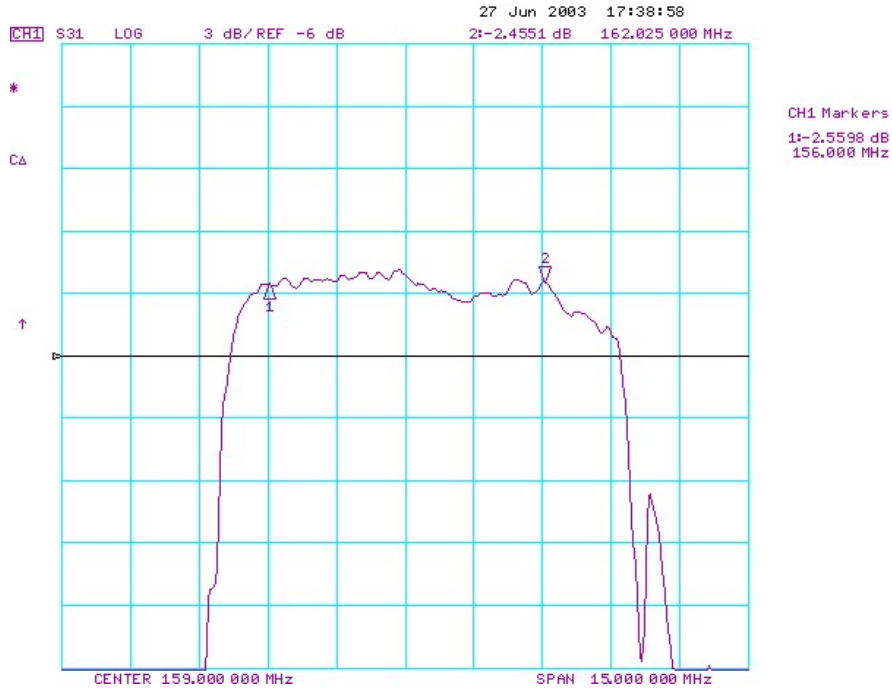
**MEASUREMENT CIRCUIT:**



**159.01250MHz SAW Filter**  
**Part No: MP01594**

**Model: TA0942A**  
**REV NO.: 1**

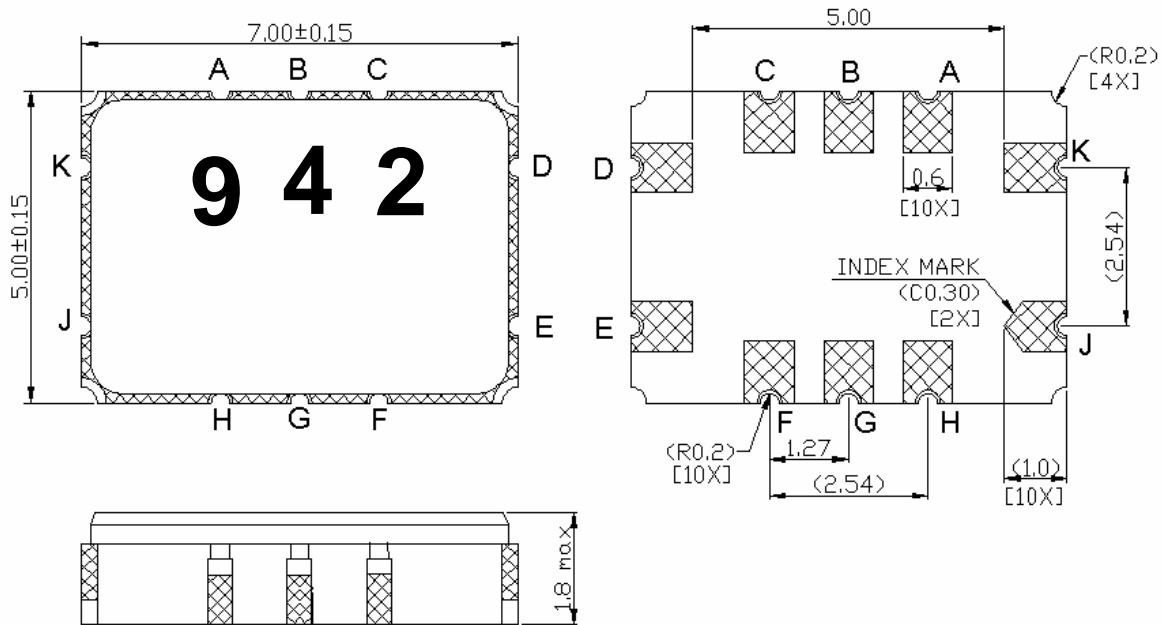
**C. FREQUENCY CHARACTERISTICS:**



**159.01250MHz SAW Filter**  
**Part No: MP01594**

**Model: TA0942A**  
**REV NO.: 1**

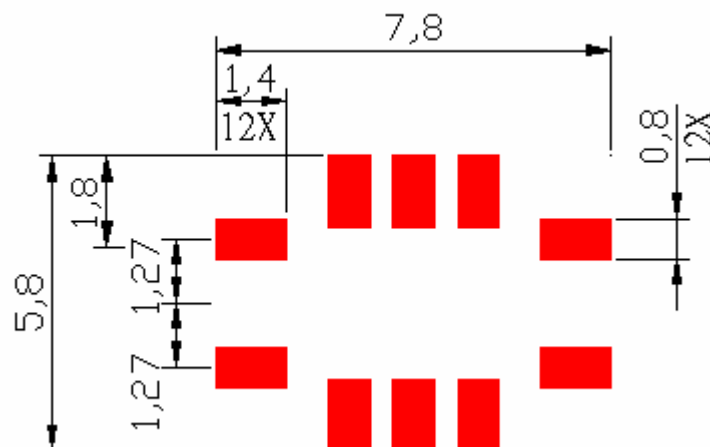
**D. OUTLINE DRAWING:**



**Pin configuration**

- #G : Input
- #B : Output      Unit : mm
- #A,C,D,E,F,H,J,K : grounded

**F. PCB FOOTPRINT:**

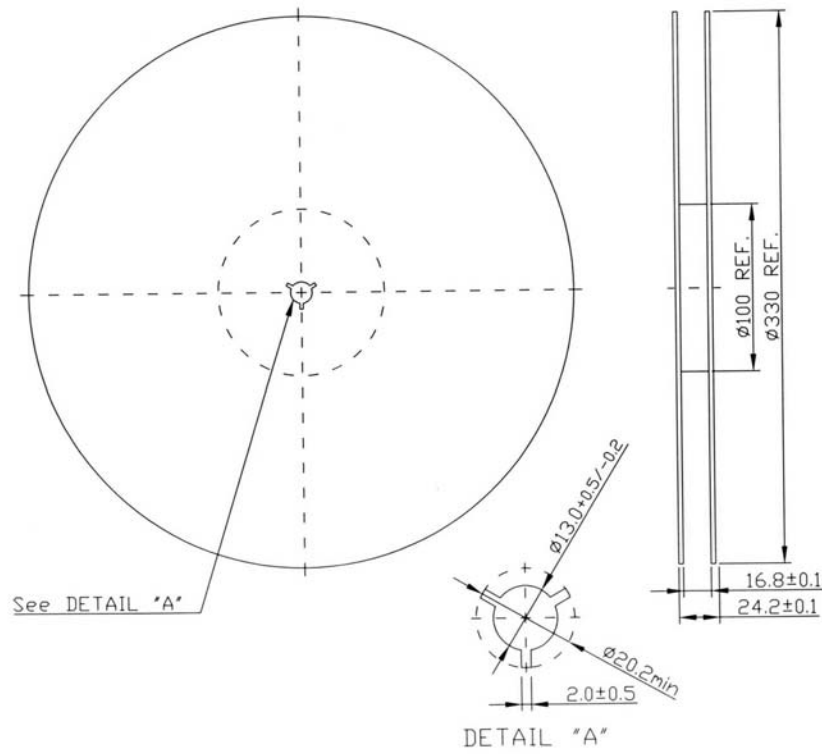


**159.01250MHz SAW Filter**  
**Part No: MP01594**

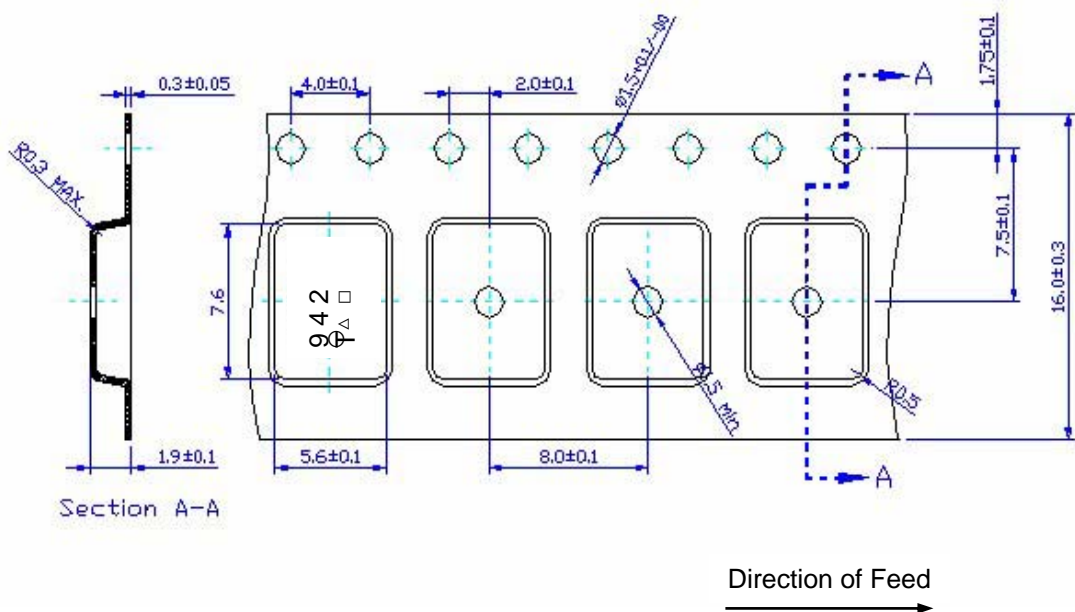
**Model: TA0942A**  
**REV NO.: 1**

**G. PACKING:**

**1. REEL DIMENSION**



**2. TAPE DIMENSION**



**159.01250MHz SAW Filter**  
**Part No: MP01594**

**Model: TA0942A**  
**REV NO.: 1**

**H. RECOMMENDED REFLOW PROFILE :**

