

110.5920MHz SAW Filter
Part No: MA05815

Model: TB0197A
REV NO.: 1

A. MAXIMUM RATING:

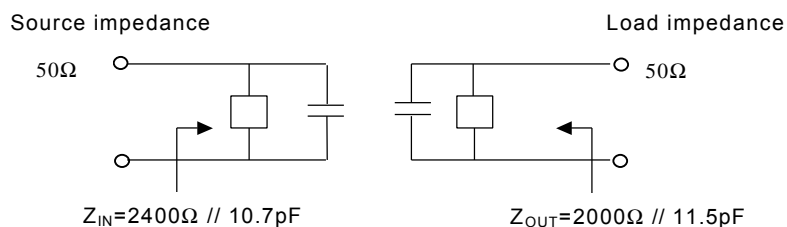
1. Input Power Level: 0 dBm
2. DC voltage: 10 V
3. Operating Temperature: -10°C to +50°C
4. Storage Temperature: -40°C to +85°C

B. ELECTRICAL CHARACTERISTICS:

Characteristics	Specification	Note
Center frequency F_c (MHz)	110.592	1
I.L. (Within $F_c \pm 3.1$ MHz) (dB)	12.0 max.	
Pass band BW_{3dB} (MHz)	1.0 min.	1
Group Delay Variation within $F_c \pm 500$ KHz	300ns max.	
Attenuation:(Reference level from 0 dB) (dB)		
$F_c - 4.608$ MHz to -1.960 MHz	45 dB min	1
$F_c - 1.960$ MHz to -1.738 MHz	35 dB min	
$F_c - 1.738$ MHz to -1.223 MHz	13 dB min	
$F_c - 1.223$ MHz to -1.185 MHz	12 dB min	
$F_c + 1.185$ MHz to $+1.223$ MHz	12 dB min	
$F_c + 1.223$ MHz to $+1.738$ MHz	13 dB min	
$F_c + 1.738$ MHz to $+1.960$ MHz	35 dB min	
$F_c + 1.960$ MHz to $+4.608$ MHz	45 dB min	
Impedance at F_c ; Input $Z_{IN} = R_{IN} // C_{IN}$	2400 Ω // 10.7pF	2
Output $Z_{OUT} = R_{OUT} // C_{OUT}$	2000 Ω // 11.5pF	2

Note1. The standard definitions is in JIS C 6703

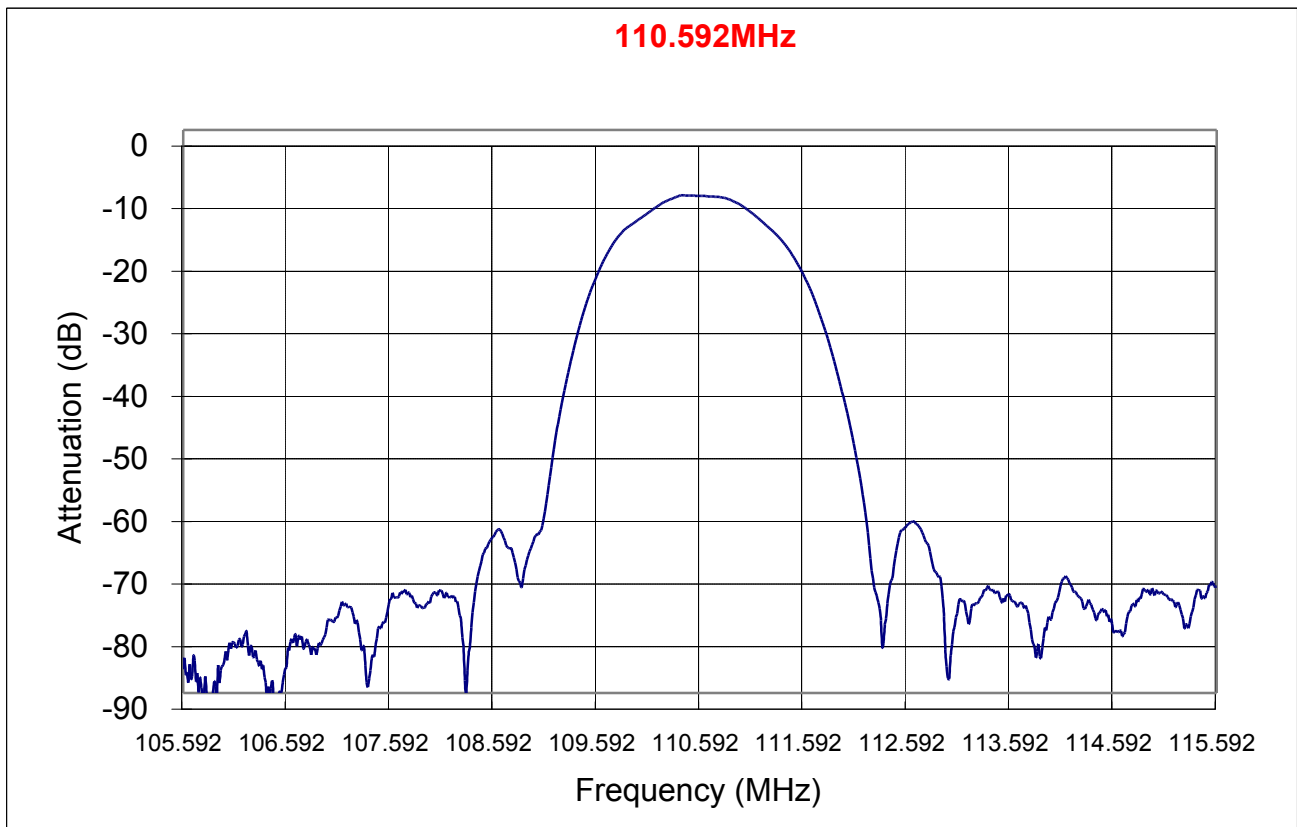
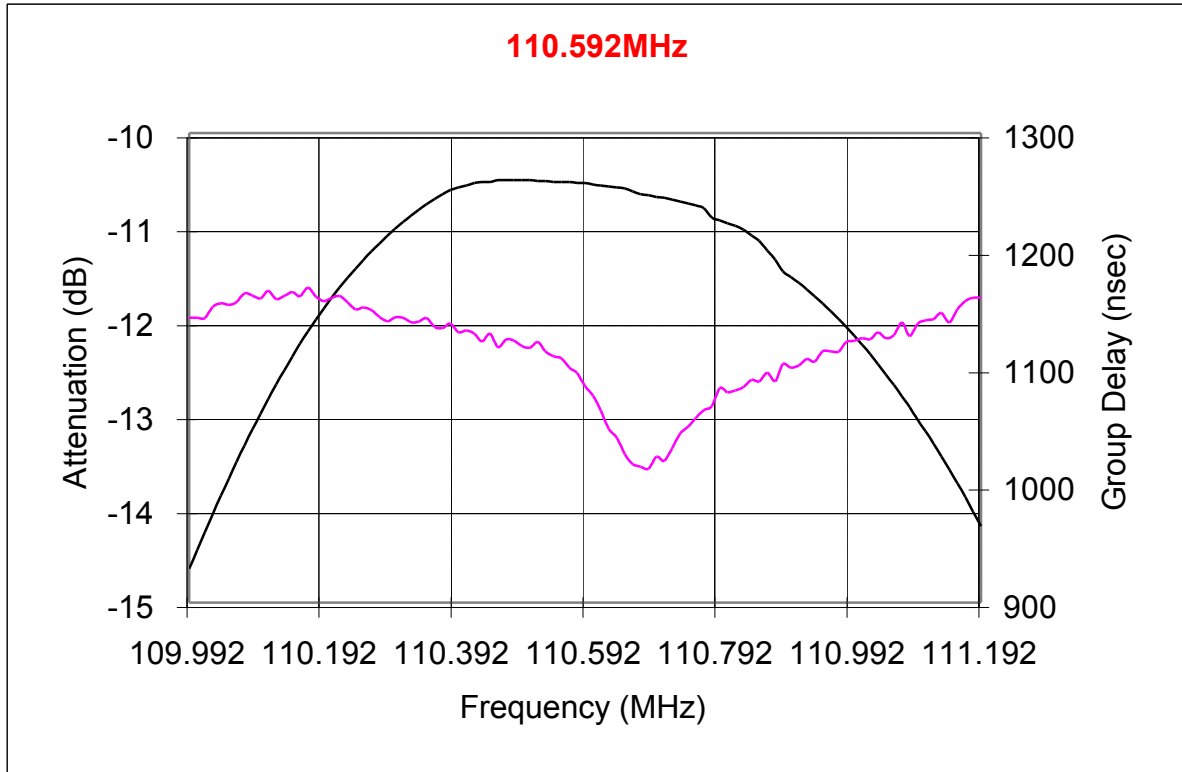
Note2.



110.592MHz SAW Filter
Part No: MA05815

Model: TB0197A
REV NO.: 1

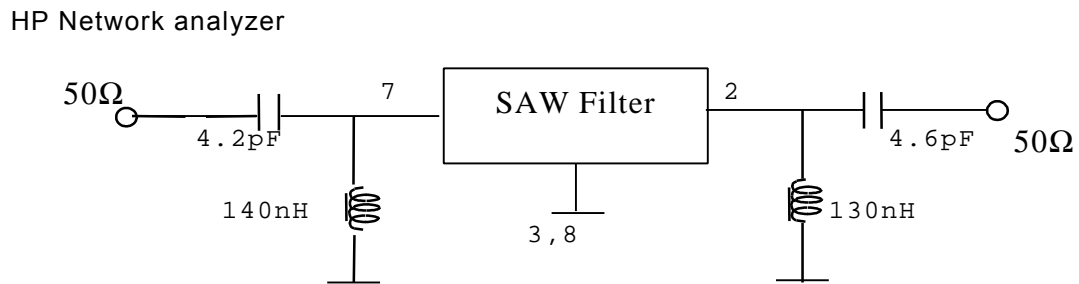
C. FREQUENCY CHARACTERISTICS:



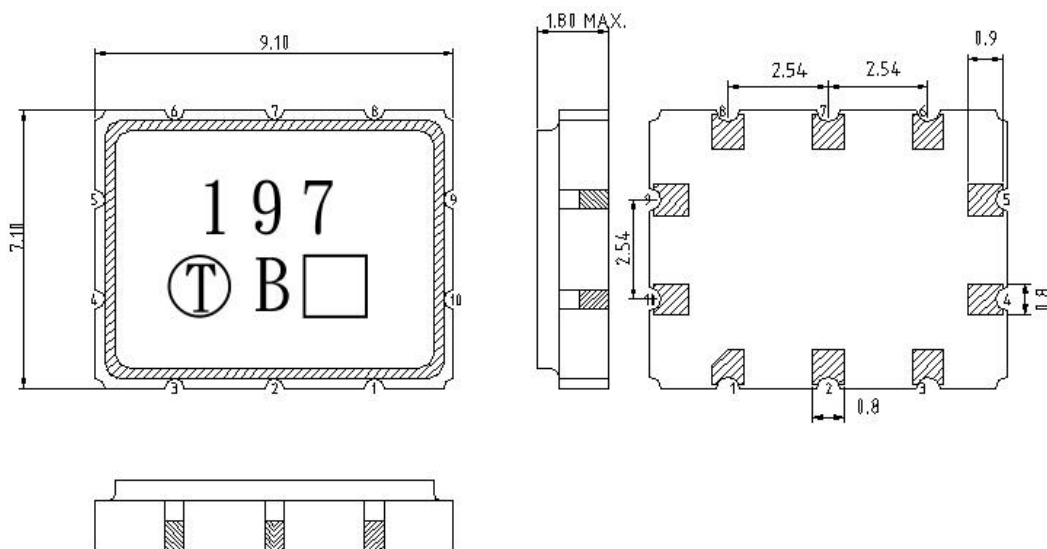
110.5920MHz SAW Filter
Part No: MA05815

Model: TB0197A
REV NO.: 1

D. MEASUREMENT CIRCUIT:



E. OUTLINE DRAWING:



- Pin 7: RF Input
- Pin 8: Input ground
- Pin 2: RF Output
- Pin 3: Output ground
- Pin 1, 4, 5, 6, 9, 10: To ground
- Unit : mm