
70 MHz IF SAW Filter - Low loss

Model: TB0212A**Part No: MA05393**

REV NO.: 1

A. Maximum Rating:

1. Input Power Level: +20 dBm
2. Operating Temperature: -10°C to +70°C
3. Storage Temperature: -40°C to +85°C

B. Electrical Characteristics:

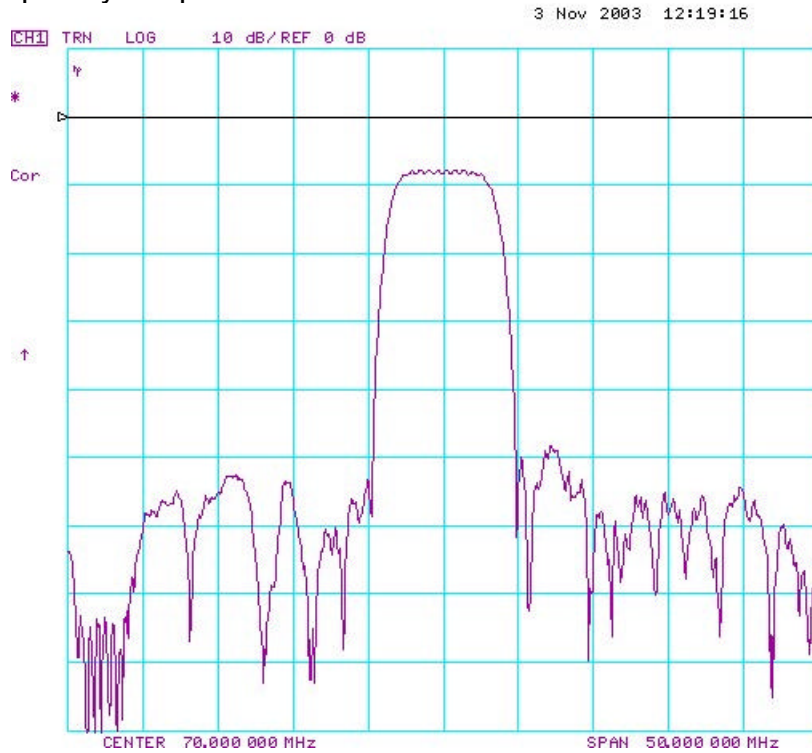
Parameters	Unit	Min.	Typical	Max.
Center frequency, F_c	MHz	69.8	70	70.2
Insertion Loss, IL	dB	-	7.6	9.0
1 dB Bandwidth	MHz	5.2	5.4	-
3 dB Bandwidth	MHz	6.0	6.5	-
40 dB Bandwidth	MHz	-	9.5	10.0
Relative Attenuation:				
10 to 64.5 MHz	dB	40	45	-
75.5 to 140 MHz	dB	40	43	-
Amplitude ripple within $F_c \pm 2.1$ MHz	dB	-	0.8	1.0
Group Delay ripple within $F_c \pm 2.1$ MHz	nsec	-	140	170
Substrate Material	-	-	YZ-LN	-
Temperature Coefficient of frequency	ppm/ °C	-	-94	-

70 MHz IF SAW Filter - Low loss
Part No: MA05393

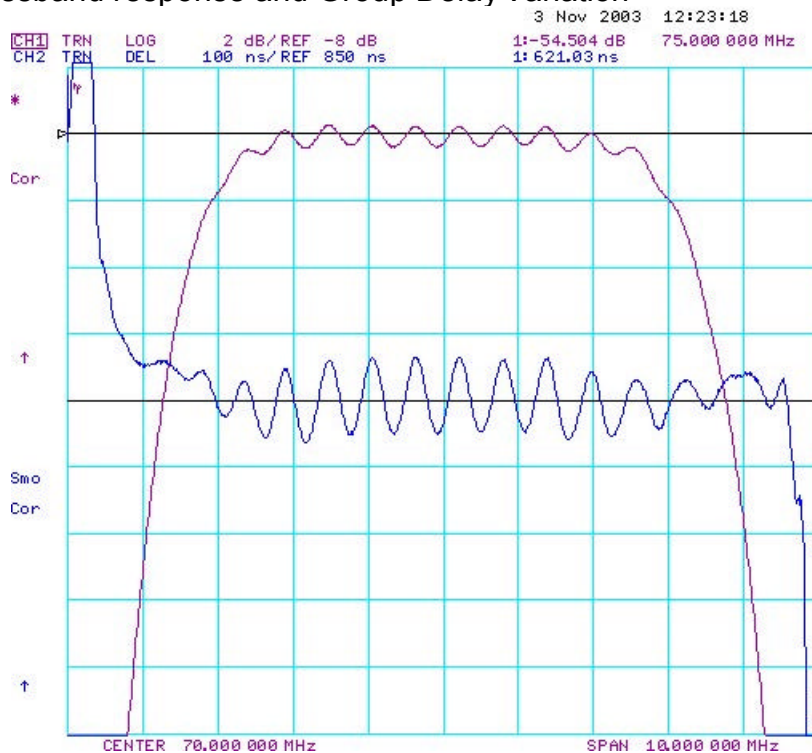
Model: TB0212A
REV NO.: 1

C. Frequency Characteristics:

(1) Frequency Response



(2) Passband response and Group Delay Variation



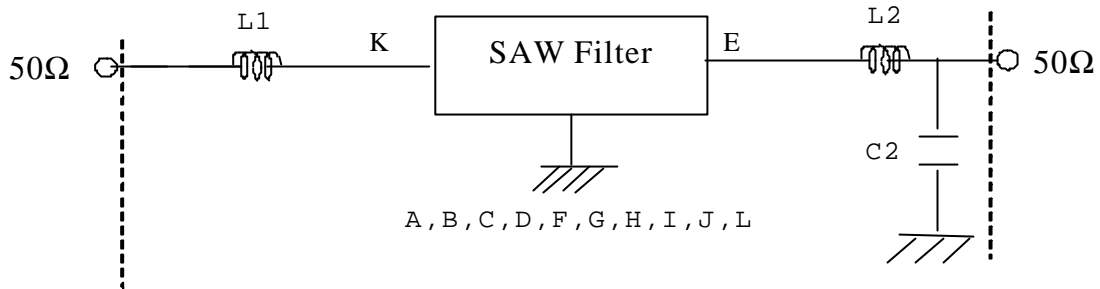
70 MHz IF SAW Filter - Low loss
Part No: MA05393

Model: TB0212A
REV NO.: 1

D. Measurement Circuit:

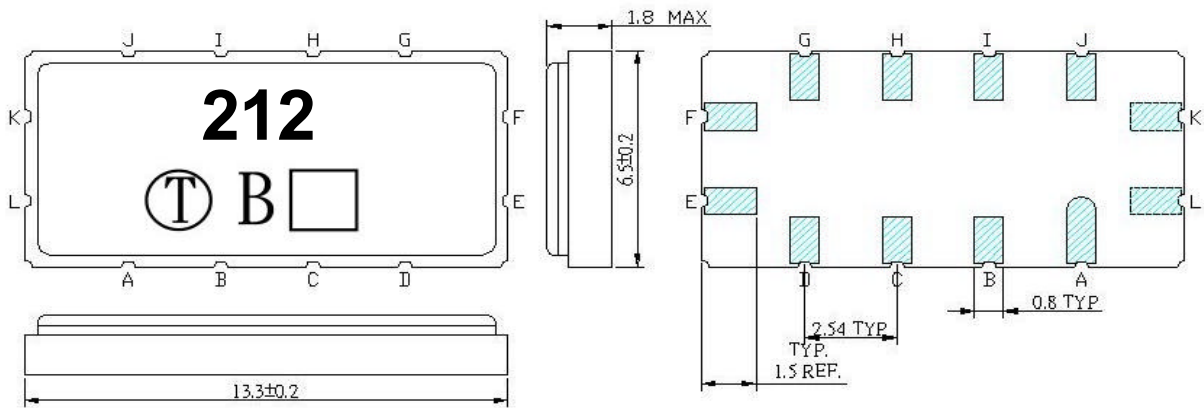
Source and load impedance: 50 Ω

Network analyzer



Input: L1=220 nH, Q>40
 Output: L2=150 nH, Q>40; C2=5 pF

E. Outline Drawing:



Unit: mm

Pin K: RF Input
 Pin E: RF Output
 Pin L: Input Ground

Pin F: Output Ground
 Pin A, B, C, D, G, H, I, J: To be Ground
 ? : Date code